



Notice is hereby given that a public meeting of the Dental Hygiene Board of California (DHBC) will be held as follows:

DHBC Public Teleconference Meeting Agenda

Saturday, November 19, 2022
9:00 a.m. - Adjournment

Pursuant to the provisions of Government Code section 11133, neither a public nor teleconference location is provided. Members of the public may observe or participate using the link below. Due to potential technical difficulties, please consider submitting written comments via email at least five business days prior to the meeting to dhbcinfo@dca.ca.gov for consideration.

Instructions for Meeting Participation

The DHBC will conduct the meeting via WebEx computer program. The preferred audio connection is via telephone conference and not the microphone and speakers on your computer. The phone number and access code will be provided as part of your connection to the meeting. Please see the instructions attached hereto to observe and participate in the meeting using WebEx from a Microsoft Windows-based PC.

For all those who wish to participate or observe the meeting, please log on to the website below. If the hyperlink does not work when clicked on, you may need to place the cursor on the hyperlink, then right click. When the popup window opens, click on Open Hyperlink to activate it, and join the meeting.

<https://dca-meetings.webex.com/dca-meetings/j.php?MTID=me087596a3c977f4b2b9157ef0da1fbad>

Webinar number: 2482 727 0708

Webinar password: DHBC11192022

Audio conference: US Toll Number: +1-415-655-0001

Access code: 248 272 70708

Passcode: 34221119

Members of the Board

President – Dr. Carmen Dones, RDH Educator Member

Vice President – Noel Kelsch, RDHAP Member

Secretary – Denise Davis, Public Member

RDH Member – Sonia “Pat” Hansen

RDH Member – Nicolette Moultrie

Public Health Dentist Member - Dr. Timothy Martinez

Public Member – Susan Good

Public Member – Sherman King

Public Member – Erin Yee

**The DHBC welcomes and encourages public participation in its meetings.
Please see public comment specifics at the end of this agenda.**

The DHBC may take action on any item listed on the agenda, unless listed as informational only. All times are approximate and subject to change. Agenda items may be taken out of order to accommodate speakers and to maintain a quorum. The meeting may be cancelled without notice.

Open Session Agenda

1. Roll Call & Establishment of Quorum.
2. Public Comment for Items Not on the Agenda.
[The DHBC may not discuss or act on any matter raised during the Public Comment section that is not included on this agenda, except whether to decide to place the matter on the agenda of a future meeting (Government Code sections 11125 & 11125.7).]
3. President's Welcome and Report.
4. Update from the Department of Consumer Affairs (DCA) Executive Staff.
5. Discussion and Possible Action to Approve the Following:
 - a) October 7, 2022, Licensing and Examination Committee Meeting Minutes.
 - b) October 8, 2022, Full Board Sunset Review WebEx Teleconference Meeting Minutes.
6. Executive Officer's Report on the Following:
 - a) Administration
 - b) Budget
 - c) Personnel
 - d) DHBC Statute Amendment (Business and Professions Code section 1907) for Registered Dental Assistant (RDA) Qualifications: Dental Board Proposed Language
7. Update from the Dental Board of California (DBC).
8. Dental Hygiene Board of California Election of Officers.
9. Future Dental Hygiene Board of California Meetings for 2023 and 2024.
10. Update on Direct Supervision of Local Anesthesia Administration.

11. Discussion and Possible Action on Draft DHBC 2023 Sunset Review Report.
12. Discussion and Possible Action to Approve the Change of Ownership of the Concorde Career College Dental Hygiene Educational Programs: Garden Grove, San Bernardino, and San Diego Campuses.
13. Regulatory Update: Status of Dental Hygiene Board of California Regulatory Packages.
14. Discussion and Possible Action to Initiate a Rulemaking and Adopt Title 16, California Code of Regulations (CCR) Section 1114: Temporary Licensure.
15. Discussion and Possible Action to Initiate a Rulemaking and Adopt Title 16, California Code of Regulations (CCR) Section 1116: Mobile Dental Hygiene Clinics; Issuance of Approval.
16. Discussion and Possible Action to Initiate a Rulemaking and Adopt 16 CCR Section 1116.5: Registered Dental Hygienist in Alternative Practice, Physical Facility Registration.
17. Update on 2022 Legislation:
 - a) Assembly Bill (AB) 646 Low: Department of Consumer Affairs: boards: expunged convictions.
 - b) AB 858 Jones-Sawyer: Employment: health information technology: clinical practice guidelines: worker rights.
 - c) AB 1604 Holden: The Upward Mobility Act of 2022: boards and commissions: civil service: examinations: classifications
 - d) AB 1636 Akilah Weber: Physician's and surgeon's certificate: registered sex offenders.
 - e) AB 1662 Gipson: Licensing boards: disqualification from licensure: criminal conviction.
 - f) AB 1733 Quirk: State bodies: Open meetings.
 - g) AB 1982 Santiago: Telehealth: dental care.
 - h) AB 2104 Flora: Professions and vocations.
 - i) AB 2145 Davies: Dental services: skilled nursing facilities and intermediate care facilities/developmentally disabled.
 - j) AB 2276 Carrillo: Dental assistants.
 - k) AB 2600 Megan Dahle: State agencies: letters and notices: requirements.
 - l) Senate Bill (SB) 189 Committee on Budget and Fiscal Review: State Government.
 - m) SB 652 Bates: Dentistry: use of sedation: training.
 - n) SB 889 Ochoa Bogh: Nurse anesthetists.
 - o) SB 1031 Ochoa Bogh: Healing arts boards: inactive license fees.
 - p) SB 1237 Newman: Licenses: military service.
 - q) SB 1365 Jones: Licensing boards: procedures.
 - r) SB 1443 Roth: Professions and Vocations.

- s) SB 1471 Archuleta: Dentistry: foreign dental schools.
- t) 2023 Tentative Legislative Calendar

18. Dental Hygiene Educational Program Site Visits and Schedule Update.

- a) Dental Hygiene Educational Program Site Visits Update
 - i. San Joaquin Valley College - Ontario
 - ii. Carrington College - Sacramento Dental Hygiene Education Program
Southwestern College
 - iii. Chabot College
 - iv. West Coast University
 - v. Pasadena City College
 - vi. Loma Linda University

- b) Dental Hygiene Educational Program Site Visit Schedule.

19. Enforcement Update: Statistical Report.

20. Licensing, Continuing Education Audits and Examination Update: Statistical Reports.

21. Discussion and Possible Action on 2023 Senate Committee on Business, Professions, and Economic Development Omnibus Bill Recommendations.

22. Future Agenda Items.

<<Recess to Reconvene the Full Board for Closed Session>>

23. Closed Session – Full Board

- a) Pursuant to Government Code Section 11126(c)(3), the Board will Deliberate on Disciplinary Actions and Decisions to be Reached in Administrative Procedure Act Proceedings.
- b) Pursuant to Government Code Section 11126(a)(1), Pursuant to Government Code section 11126(a)(1), the Board will Conduct the Evaluation of Performance of the Executive Officer.

<<Return to Open Session>>

24. Adjournment.

Due to technological limitations, adjournment will not be broadcast via WebEx. Adjournment will immediately follow Closed Session, and there will be no other items of business discussed.

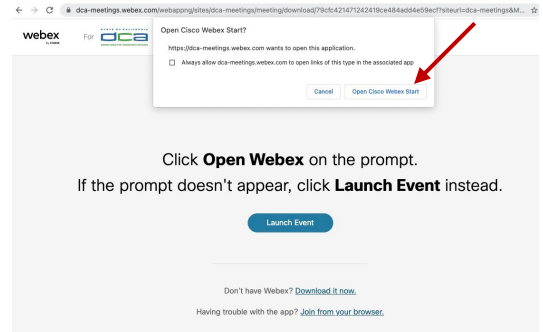
Public comments will be taken on the agenda items at the time the specified item is raised. Government Code section 11125.7 provides the opportunity for the public to

address each agenda item during discussion or consideration by the Board prior to the Board taking any action on said item. Members of the public will be provided appropriate opportunities to comment on any issue before the Board, but the Board President may, at his or her discretion, apportion available time among those who wish to speak. Individuals may appear before the Board to discuss items not on the agenda; however, the Board can neither discuss nor take official action on these items at the time of the same meeting (Government Code sections 11125, 11125.7(a)).

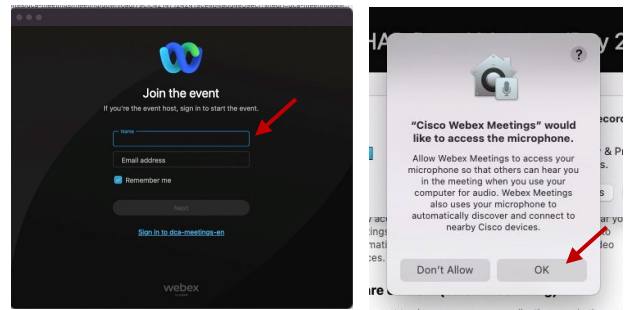
A person who needs a disability-related accommodation or modification in order to participate in the meeting may make a request by contacting the DHBC at 916-263-1978, via email at dhbcinfo@dca.ca.gov, or by sending a written request to 2005 Evergreen Street, Suite 1350, Sacramento, CA 95815. Providing your request at least five business days prior to the meeting will help to ensure availability of the requested accommodation.

If joining using the meeting link

- 1 Click on the meeting link. This can be found in the meeting notice you received.
- 2 If you have not previously used Webex on your device, your web browser may ask if you want to open Webex. Click "Open Cisco Webex Start" or "Open Webex", whichever option is presented. DO NOT click "Join from your browser", as you will not be able to participate during the meeting.



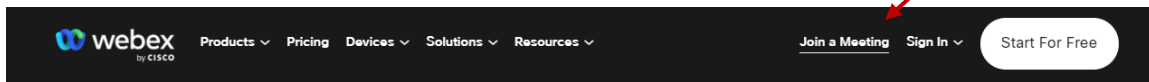
- 3 Enter your name and email address. Click "Join as a guest". Accept any request for permission to use your microphone and/or camera.



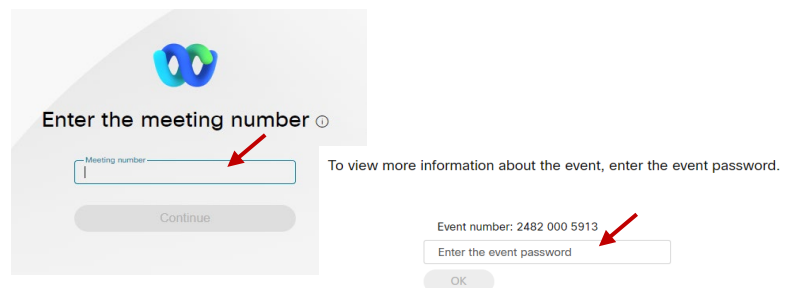
OR

If joining from Webex.com

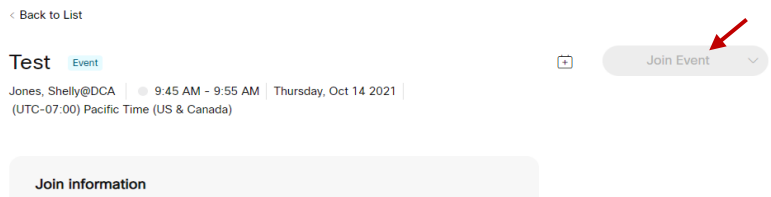
- 1 Click on "Join a Meeting" at the top of the Webex window.



- 2 Enter the meeting/event number and click "Continue". Enter the event password and click "OK". This can be found in the meeting notice you received.



- 3 The meeting information will be displayed. Click "Join Event".



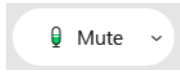
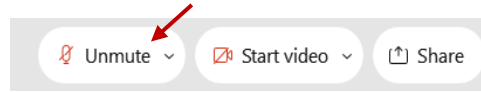
OR

Connect via telephone*:

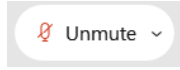
You may also join the meeting by calling in using the phone number, access code, and passcode provided in the meeting notice.

Microphone

Microphone control (mute/unmute button) is located on the command row.

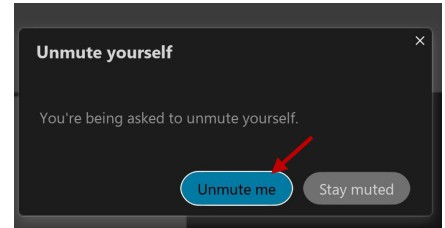


Green microphone = Unmuted: People in the meeting can hear you.



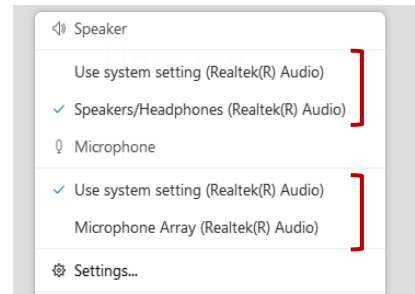
Red microphone = Muted: No one in the meeting can hear you.

Note: Only panelists can mute/unmute their own microphones. Attendees will remain muted unless the moderator enables their microphone at which time the attendee will be provided the ability to unmute their microphone by clicking on "Unmute Me".



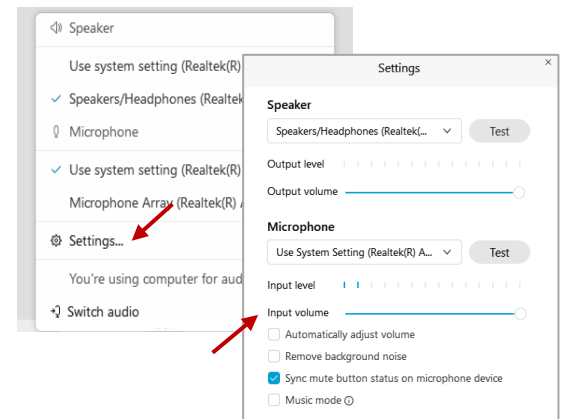
If you cannot hear or be heard

- 1 Click on the bottom facing arrow located on the Mute/Unmute button.
- 2 From the pop-up window, select a different:
 - Microphone option if participants can't hear you.
 - Speaker option if you can't hear participants.



If your microphone volume is too low or too high

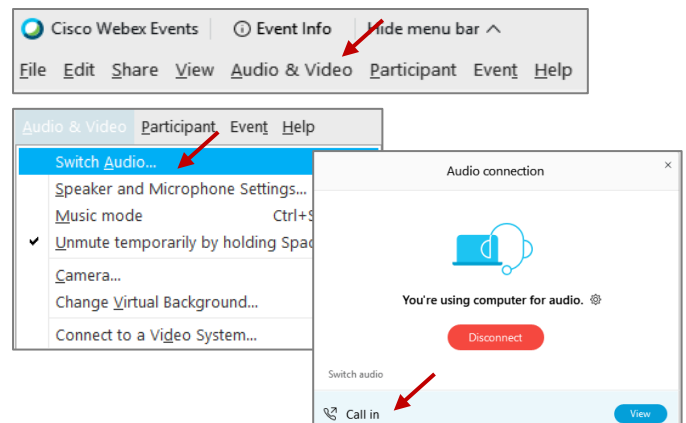
- 1 Locate the command row – click on the bottom facing arrow located on the Mute/Unmute button.
- 2 From the pop-up window:
 - Click on "Settings...":
 - Drag the "Input Volume" located under microphone settings to adjust your volume.



Audio Connectivity Issues

If you are connected by computer or tablet and you have audio issues or no microphone/speakers, you can link your phone through Webex. Your phone will then become your audio source during the meeting.

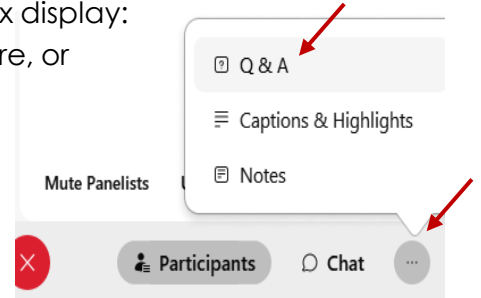
- 1 Click on "Audio & Video" from the menu bar.
- 2 Select "Switch Audio" from the drop-down menu.
- 3 Select the "Call In" option and following the directions.



The question-and-answer feature (Q&A) is utilized for questions or comments. Upon direction of the meeting facilitator, the moderator will open the Q&A panel for meeting participants to submit questions or comments. *NOTE: This feature is not accessible to those joining the meeting via telephone.*

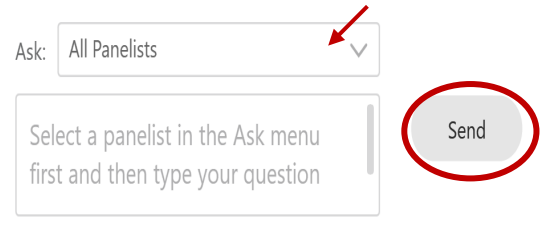
1 Access the Q&A panel at the bottom right of the Webex display:

- Click on the icon that looks like a “?” inside of a square, or
- Click on the 3 dots and select “Q&A”.



2 In the text box:

- Select “All Panelists” in the dropdown menu,
- Type your question/comment into the text box, and
- Click “Send”.



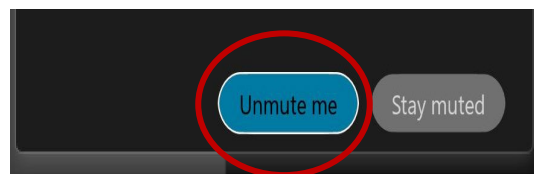
OR

If connected via telephone:

- Utilize the raise hand feature by pressing *6 to raise your hand.
- Repeat this process to lower your hand.

3 The moderator will call you by name and indicate a request has been sent to unmute your microphone. Upon hearing this prompt:

- Click the **Unmute me** button on the pop-up box that appears.

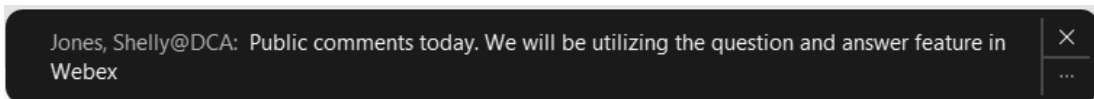


OR

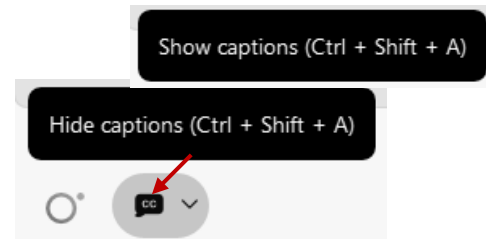
If connected via telephone:

- Press *3 to unmute your microphone.

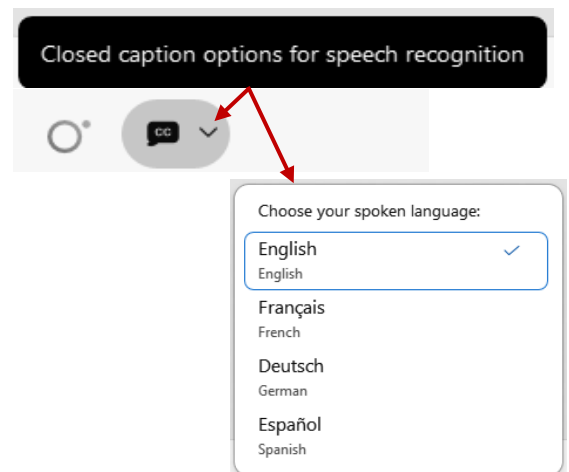
Webex provides real-time closed captioning displayed in a dialog box on your screen. The captioning box can be moved by clicking on the box and dragging it to another location on your screen.



The closed captioning can be hidden from view by clicking on the closed captioning icon. You can repeat this action to unhide the dialog box.



You can select the language to be displayed by clicking the drop-down arrow next to the closed captioning icon.



You can view the closed captioning dialog box with a light or dark background or change the font size by clicking the 3 dots on the right side of the dialog box.

